

SMEC MCV 5500 L



Tipo: Centro di lavoro verticale Verticale

Brand: SMEC

Modello: MCV 5500 L

C.N.C: Fanuc 0iTF PLUS

Informazioni tecniche

TAVOLA

Dimensioni tavola: 1400x450 mm

Max peso ammesso: 800 kg

CAPACITÀ

Corsa asse X longitudinale: 1250 mm

Corsa asse Y trasversale: 550 mm

Corsa asse Z verticale: 520 mm

MANDRINO

Attacco mandrino: 40 ISO

Velocità di rotazione: 12.000 giri/min.

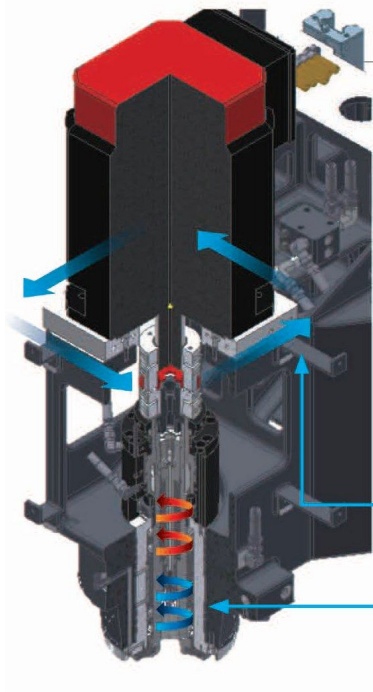

Potenza motore: 11-15 Kw

AVANZAMENTI

Rapido asse X,Y,Z: 30.000 mm/min

MAGAZZINO UTENSILI

Stazioni portautensili: 30 nr.



Main spindle cooling method

Adopting semipermanent Grease lubrication system on bearing, minimize thermal displacement by Jacket circulation cooling through Fan Cooler on bearing housing, showing stable performance to take longer spindle life time.

Minimize thermal displacement by standard spindle motor base cooling system.

By adopting main and Z, W axis motor base cooling as standard minimize thermal displacement on Y/Z axis.

Spindle motor base cooling(Direct)

Spindle in&out circulation cooling structure




Direct drive

To provide powerful cutting and low vibration we adjust direct spindle with 12,000rpm is offered as an option.

Standard motor base cooling is provided as well as head spindle to realize high precision machining.

Spindle Speed
12,000 rpm

Spindle Motor
11/15/18.5 kW



Roller type LM guide way ②

The use of LM Guides with superb responsiveness has increased rapid traverse speeds and reduced non-cutting time while minimizing noise during travel.

- Strengthen speed, rigidity, and durability
- Much better durability compared with Ball LM Guide to realize precision moving and longer life time

