

## **PALMARY OCD 3240- 3260- 4260 -32100 CAM**



**Tipo:** Rettifica cilindrica Cilindrica CNC

**Brand:** PALMARY

**Modello:** OCD 3240- 3260- 4260 -32100 CAM

**C.N.C:** NUM

**Specifiche:**

**TESTA PORTA PEZZO CON ASSE C  
PER ESECUZIONE DI PEZZI POLIGONALI**

## Informazioni tecniche

### CAPACITA'

Distanza fra i centri: 250/ 400/ 600/ 1000 mm  
Diamentro max rettificabile: 320/420 mm  
Peso max tra le punte: 150 Kg  
Dimension mola: 510x50x125 mm  
Potenza motore mola: 5.5 Kw

### DIMENSIONI MACCHINA

Peso macchina: 3400/ 3400/ 4250/ 5300 Kg

**PALMERY MACHINE**  
精密 完美 卓越  
PRECISION, PERFECTIVE AND EXCELLENT


**OCD: RETTIFICHE CILINDRICHE CNC CON ASSE C**  
TESTA PORTA PEZZO CON ASSE C



MODELLO	DIMENSIONE MOLA	PEZZO LAVORABILE
OCD 3240 CAM	Ø 510x50x125	Ø 320x400
OCD 3260 CAM	Ø 510x50x125	Ø 320x600
OCD 4260 CAM	Ø 510x50x125	Ø 420x600
OCD 32100 CAM	Ø 510x50x125	Ø 320x1000

*Per esecuzione di pezzi poligonali*



GMV MACCHINE UTENSILI SRL





SPECIFICATIONS

Model	OCD-3225CAM	OCD-3240CAM	OCD-3260CAM	OCD-32100CAM
<b>Capacity</b>				
Swivel over table	Ø320 mm			
Distance between centers	250 mm	250 mm	600 mm	1000 mm
Max. external grinding diameter	Ø300 mm			
Max. load of centers	150 kgs			
<b>Grinding wheel</b>				
O.D. x width x I.D.	Ø355 x 50 x Ø127 mm	Ø355 x 50 x Ø127 mm	Ø355 x 50 x Ø128 mm	Ø355 x 50 x Ø129 mm
Linear velocity	45 M/s			
<b>Grinding wheel head</b>				
Auto. rapid advance	4 m/min			
Max. stroke	257 mm			
Min. setting unit	0.001 (0.0001) mm			
<b>Table</b>				
Auto. rapid advance	4 m/min			
Max. stroke	586 mm	586 mm	826 mm	1316 mm
Min. input increment	0.001 (0.0001) mm			
Swivel angle	0° ~ 12°	0° ~ 12°	0° ~ 12°	0° ~ 10°
<b>Work spindle head</b>				
Swivel angle	-30° ~ +90°			
Center taper	M.T. No. 4			
Spindle speed (variable)	10~500 r.p.m.			
Max. load of spindle (tool holder included)	35 kgs (max. length: 150 mm)			
<b>Tailstock</b>				
Taper center	M.T. No. 4			
Stroke	25 mm			
Fine adjustment range	±0.03 mm			